Oslo Cancer Cluster Incubator – Information for tenants

Address (visit and post)

Oslo Cancer Cluster (OCC) Incubator AS
Ullernchausséen 64
0379 Oslo

How to get there?

OCC Incubator is situated on the 3rd, 4th & 5th floor in the red building of the Oslo Cancer Cluster Innovation Park. The main entrance is 2A facing the Norwegian Radium Hospital, go straight almost to the end of the corridor and take the staircase or the elevator to the 4th floor, ring the bell. Other entrances available are 1A, 1B, 2B.
Public transportation is bus 23, tram 13 or metroline 3. For more information see here: https://ruter.no

Access/entrance

- Monday – Friday 7:15-17:00 open access via school building, all doors
- 6:00-24:00 access through garage
- 24/7 access with key card with code (card is available for tenants)
- Key card and keys can be obtained from Nadine Lohs, nadine@occincubator.com
- If you loose your key card we allow us to charge 500 NOK for ordering a new key card

Coffee/tea

Coffee and tea is free of charge in the Incubator facilities

Catering

- You can order food and drinks for your meetings via the cantina at Ullern High School
- Contact: Astrid Pettersen
  astrid.h.pettersen@gmail.com
- You can place your orders online via the following portal: http://bit.ly/21wvKLH

- On request you can get your own user account and the user manual

Cantina

- Opening hours: Monday – Friday from 07:45-14:15
- Contact: Astrid Pettersen
  astrid.h.pettersen@gmail.com

Booking

Meeting rooms (6-10 persons)
You can book the meeting rooms online via the following portal: http://bit.ly/1hNYqxY

Username: rom1.occi@gmail.com
Password: veldighemmelig

For tenants and members of OCC

Auditoriums
The two auditoriums are situated on the 2nd floor

- Jónas Einarsson Auditorium: Seats 50, technical equipment (1 projector, possible to rent live stream equipment, free WIFI → ID: guest pw: inc2015)
- Kaare Norum Auditorium: Seats 285, technical equipment (1 projector, microphones, 2-3 headphones, 3 table microphones, possible to rent live stream equipment)

For booking and questions related to the auditoriums, please contact Bente Prestegård
bp@oslocancercluster.no

Printer access

There is free access to a direct printing-out using. For more information on the printer set up procedure see here:

1. Go to the Page: http://www.okiexecutiveseries.no/support/printer/index.aspx?prodid=tcm:79-145942-16
2. Download: PCL Universal Driver for Windows - Version 1.4.6

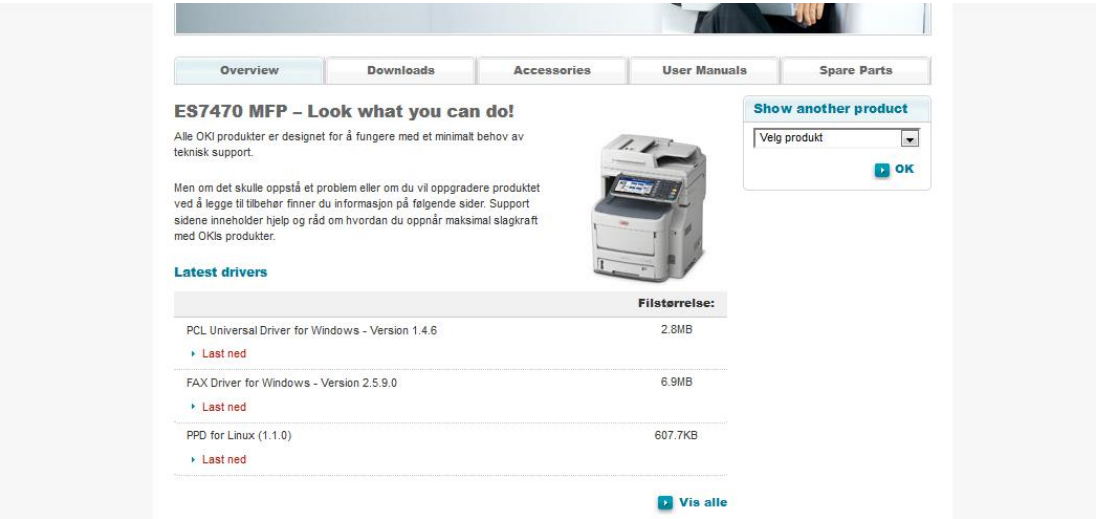

3. Download the Installation file.

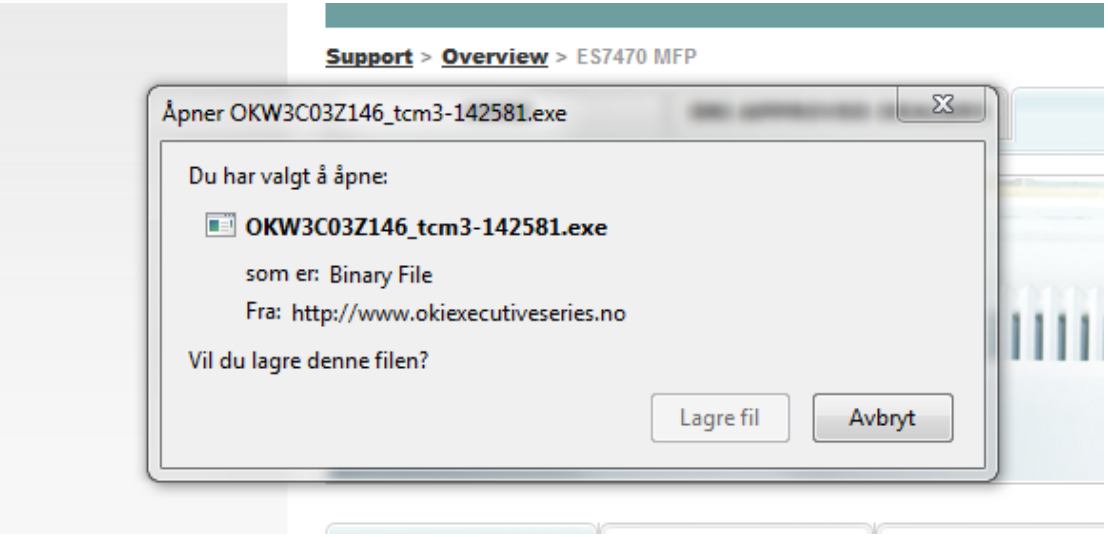

4. Install the downloaded file: Click Kjør

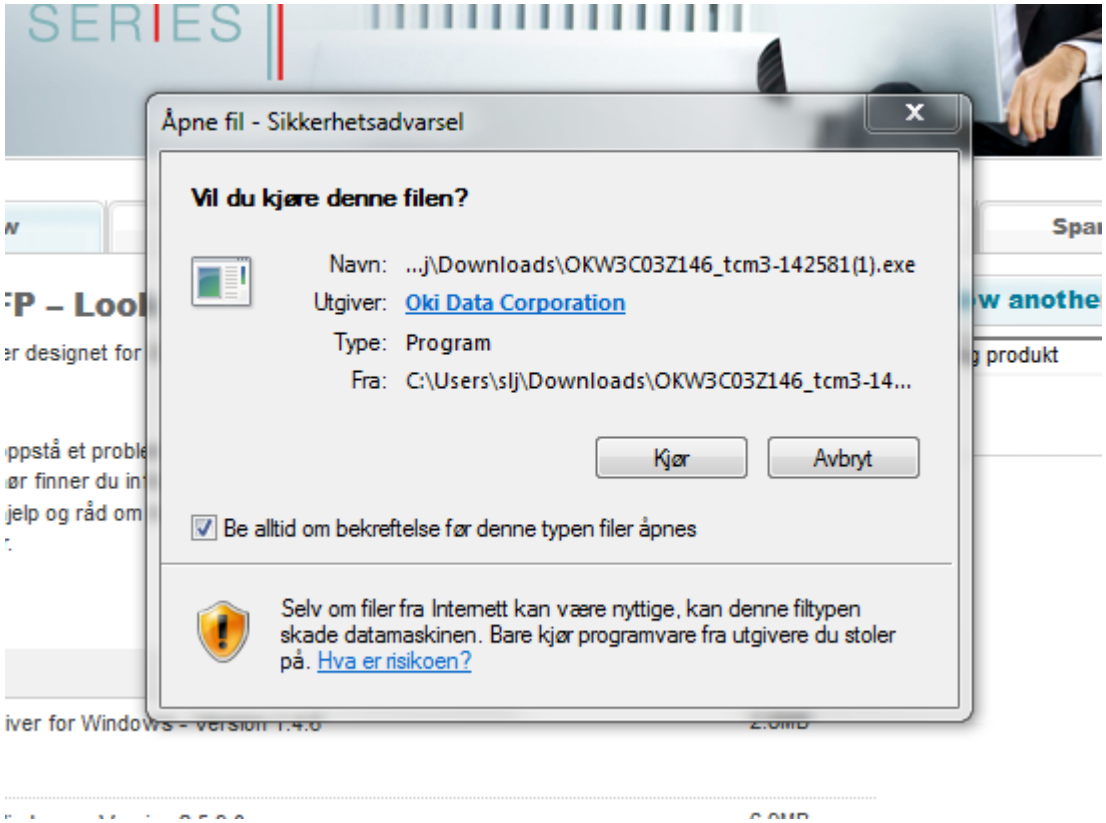

5. Click on Legg til en local skriver and Choose Bruk en eksisterende port

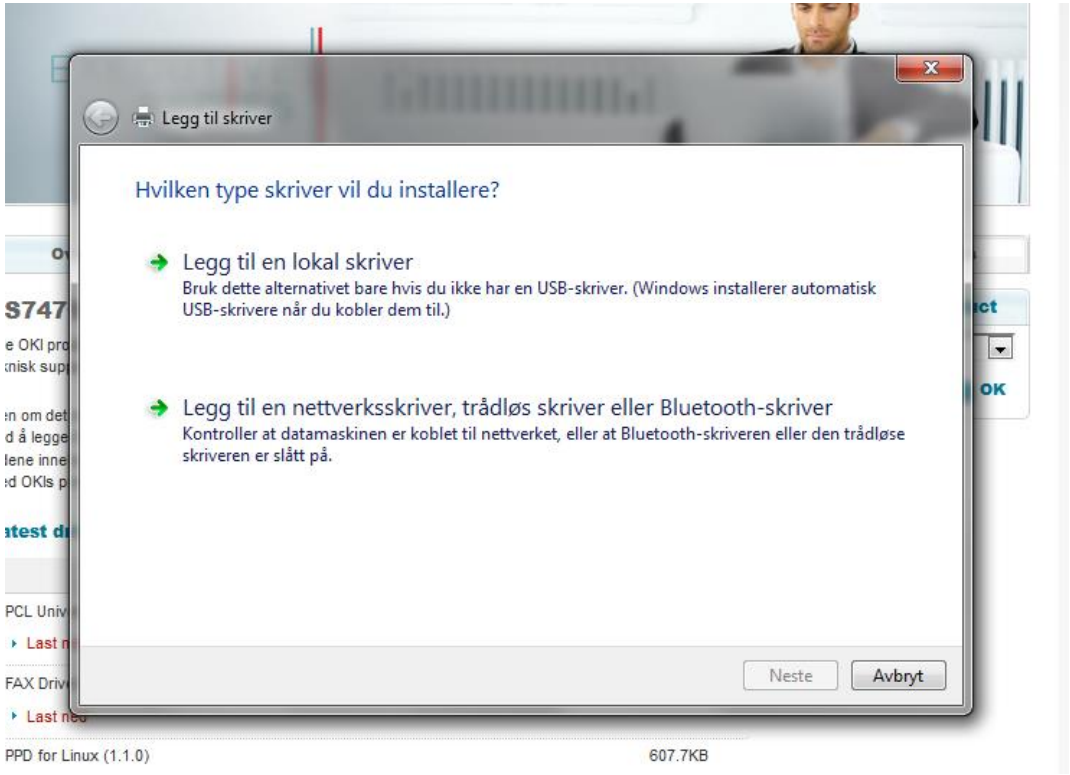

6. Choose ES7470 MFP(PCL) på SRVX88X3X2 and click Neste. It will be installed shortly and ready to use.

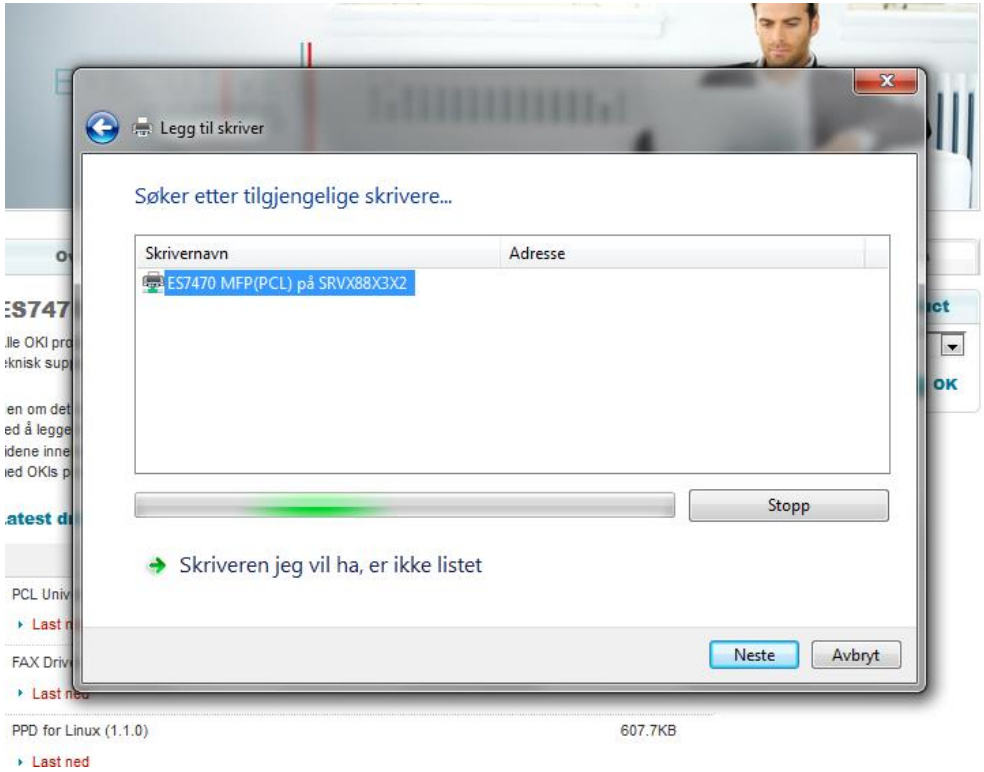

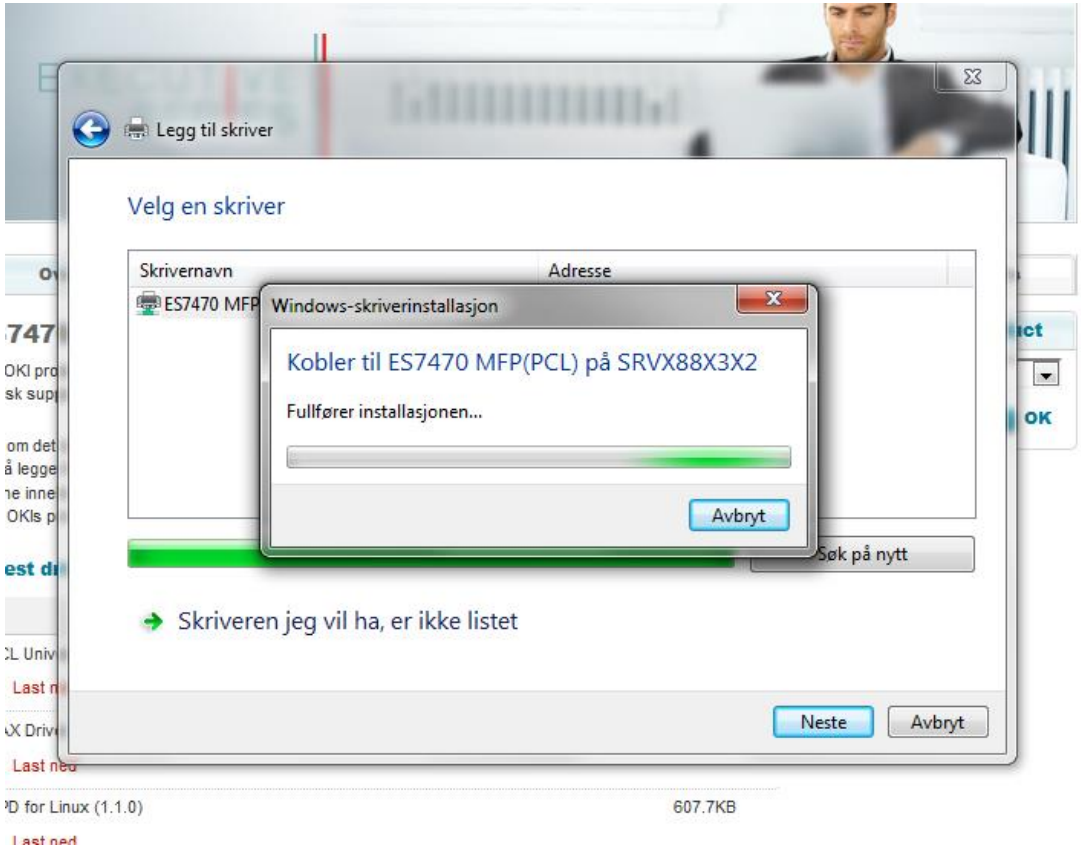

For questions related to IT, please contact Runar Jensen from ITsjefen
runar@itsjefen.no

Lab

For questions related to the laboratories, please contact Lillian Zernikow
lillianz@intersint.no

Alarms

Fire Alarm
Follow the instruction on the wall (one responsible person for each floor)

Security Alarm

- At 18:00 a voice on the loud-speaker will announce the activation of the break-in and theft alarm, which has no implications on daily work in the building.
- Sharp noises should be avoided at 3th floor not to activate the alarm system.

Sports facilities

The Ullern high school training facilities including wardrobes are available on request to Nadine Lohs
nadine@occincubator.com

Parking

Parking is available at the ground floor of the Innovation Park (Qpark) from 6-24am by payment on the machines.
Permanent or flexible parking arrangements are available on request to Nadine Lohs
nadine@occincubator.com

Other Services

Other services can be ordered from Basale on request to Nadine Lohs
nadine@occincubator.com